



How do I choose to pay later?

Last Modified on 05/12/2023 4:59 pm AEDT

Follow these simple steps to 'Pay Later'

Note: If the compulsory payment option is selected in the registration form settings, then the pay later option is not available.

1. At the Payment Method selection screen of your registration form, scroll to the bottom of the payment screen and select **CLICK HERE TO PAY LATER**.

1. Choose Type ✓	2. Basic Info ✓	3. Questions ✓	4. Products ✓	5. Payment ✓
------------------	-----------------	----------------	---------------	--------------


Thank you, we have registered you in **GameDay Passport Training**.



Your registration is now complete subject to any relevant registration fees .

Pay now


Invoice Number	Item	Name	Price
1202876066	State Fees - 2022/23 State Fee (Seniors)	Basil Green	\$100.00
Total			\$100.00


Select your payment method

 The safer, easier way to pay Pay

 Pay with Credit/Debit Card, Apple Pay or Google Pay

Openpay

Or \$20 today and spread the rest with
 [Learn more](#)







Pay Later

You can pay for this registration at a later date.

Your registration information will be saved and a payment link will be emailed to you. Note, you may not be able to participate until payment has been made.

[Click here to pay later](#)

2. If you select 'Pay Later', you will successfully register. You will be sent an email with further instructions.

1. Choose Type 	2. Basic Info 	3. Questions 	4. Products 	5. Payment
--	---	--	---	------------

Thank you, you have registered to GameDay Passport Training.

Below is a list of outstanding payments as part of your registration.

Invoice Number	Item	Name	Price
1202876066	State Fees - 2022/23 State Fee (Seniors)	Basil Green	\$100.00
			Total \$100.00

Additional fees may apply.

Please note that a full registration may require the completion of all outstanding payments. We have sent you an email with details on how to complete the payments online. Alternatively, you can **pay online now** or please contact GameDay Passport Training to make other arrangements.

3. The below image is an example of the email you will receive. Make sure you keep the email.

When you are ready to pay, select **CLICK HERE** within the email.



Payment Required

Pending Payment Summary

You have opted to make payment at a later date

Invoice Number	Item	Qty	Name	Price
1202876066	State Fees - 2022/23 State Fee (Seniors)	1	Basil Green	\$100.00

Total Amount: \$100.00

Note: Transaction fees may apply

To complete your payment, [click here](#)



4. The screen that will open up automatically will prompt you to make payment and complete the registration process online.

1. Choose Type ✓

2. Basic Info ✓

3. Questions ✓

4. Products ✓

5. Payment

Please complete your payment

Invoice Number	Item	Name	Price
1202876066	State Fees - 2022/23 State Fee (Seniors)	Basil Green	\$100.00
			Total \$100.00

Select your payment method



The safer, easier way to pay

Pay

VISA



Pay with Credit/Debit Card, Apple Pay or Google Pay

Openpay

Or \$20 today and spread the rest with

 [Learn more](#)

openpay

Pay Later

You can pay for this registration at a later date.

Your registration information will be saved and a payment link will be emailed to you. Note, you may not be able to participate until payment has been made.

[Click here to pay later](#)

NOTE: Some national/state bodies have not allowed organisations to use the pay later option due to their business rules in place. Please contact your state sporting body to check with them if you are able to use this functionality.