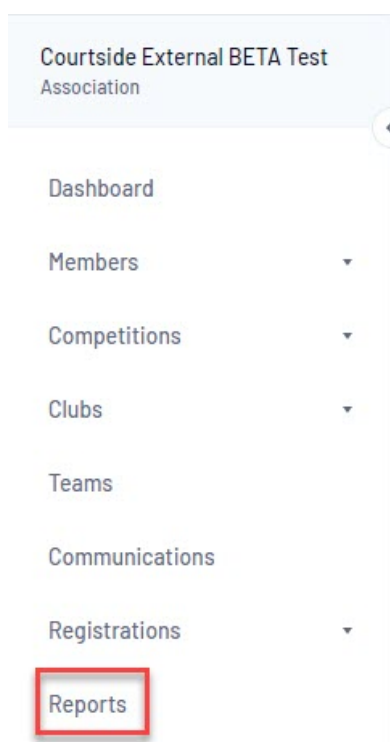


## Games Played - By Season

Last Modified on 06/10/2022 11:24 am AEDT

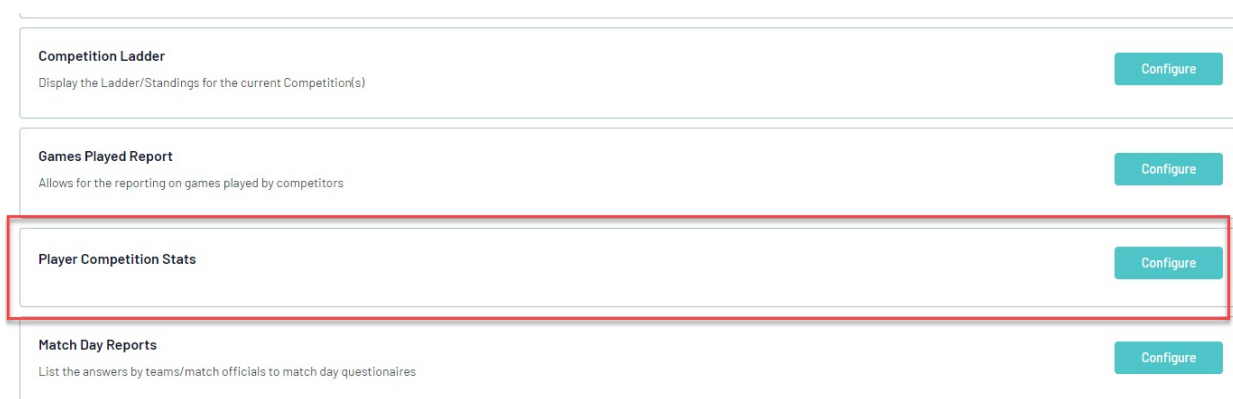
Firstly, login to your [Online Membership Database](#) - If you don't have your login details please contact your State Governing Body or Association.

1. From the menu, select **Reports**.



2. Select **Competitions** tab.

3. Scroll down to the **PLAYER COMPS STATS REPORT** and click **Configure**.








4. Click the **blue add button** against all the following fields from the left hand side which are needed for this

report. Click through the tabs to find the relevant fields or search them.

If you want to report on games played for all seasons then leave the SEASON field blank. If you want multiple seasons selected, then select this when filtering.

- first name
- family name
- games
- season - filter this to EQUALS your current season or the relevant season/s needing reporting on
- team name
- club name (optional)

#### Selected Fields

<input checked="" type="checkbox"/> First Name	Filter : <input type="text"/>	Remove 
<input checked="" type="checkbox"/> Family Name	Filter : <input type="text"/>	Remove 
<input checked="" type="checkbox"/> Season	Filter : <input type="text" value="Equals"/> <input type="text" value="2022 x"/>	Remove 
<input checked="" type="checkbox"/> Team Name	Filter : <input type="text"/>	Remove 
<input checked="" type="checkbox"/> Club Name	Filter : <input type="text"/>	Remove 

2. Click **Run Report**. This will give the report of games played in the particular season.